


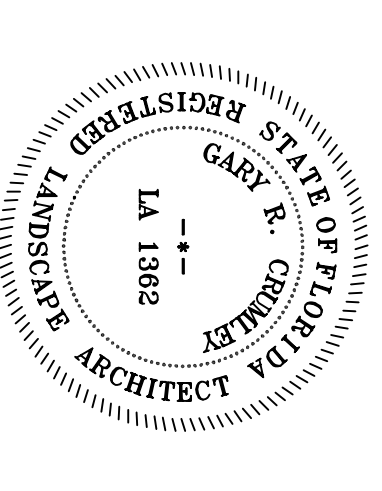
PRELIMINARY FOR ESTIMATING

GARY R.
CRUMLEY
LANDSCAPE ARCHITECT



LA 1362

2462 JETTY CT.
ATLANTIC BCH, FL 32233
(904) 233-4455

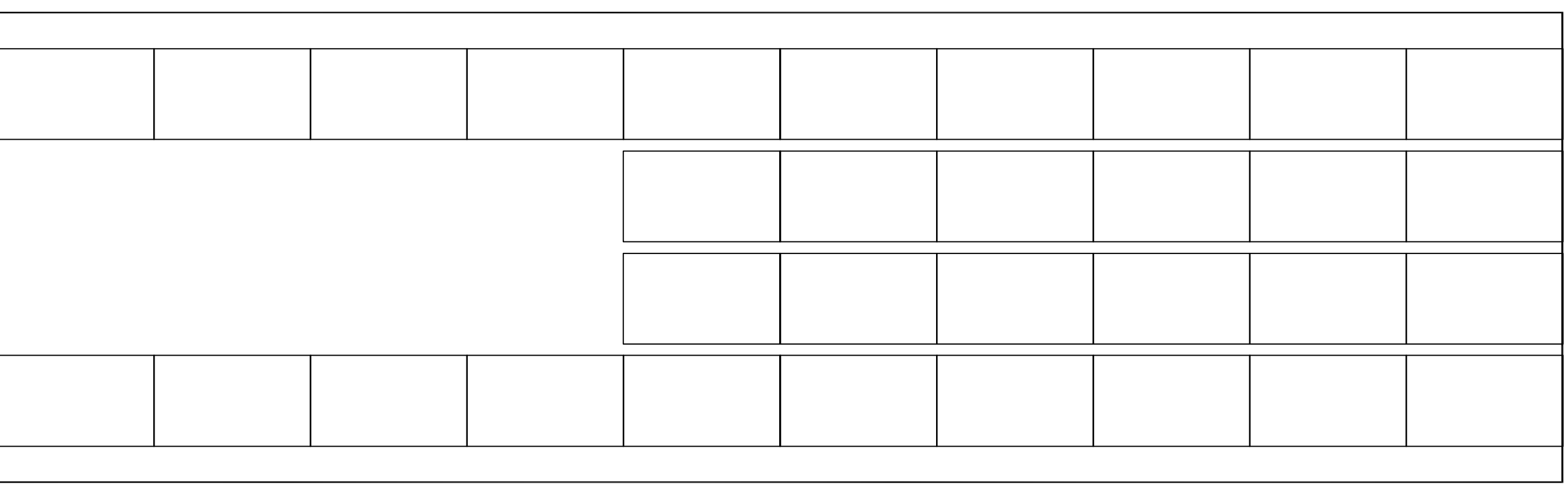


DOCK ADDITION FOR
APALACHICOLA MARITIME MUSEUM
103 E. WATER ST.
APALACHICOLA FLORIDA
CONSTRUCTION PLANS

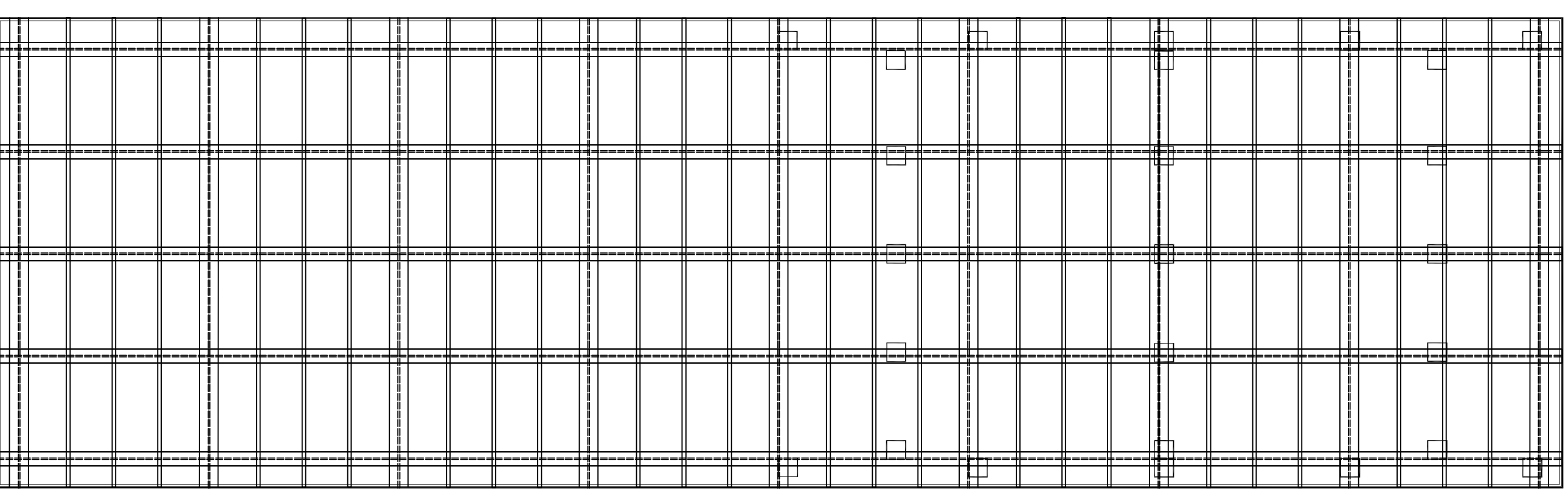
JOB#: 090929
DATE: 12-23-2009
DRAWN: GRC
CHKD: GRC
ISSUED: 2-10-2010
REVISED:

SHEET NO.
BD-2
OF 2


12'x40' ALUMINUM BRACING
3/8" THK. W/ WELDED CONNECTIONS
3/4" THK. BARRELS 28" DIA X 48" HT



12'x40' ALUMINUM FRAME AND BEAMS
3/8" THK. W/ WELDED CONNECTIONS



12'x40' DECK AREA 5/4"x6" EPAI WOOD BOARDS
3/4" ST STEEL COUNTERSUNK MACHINE SCREWS
W/ ST STEEL NUT & WASHER



FLOATATION PLAN

FRAMING PLAN

DECK BOARD PLAN

BOAT HOUSE DOCK PLANS
NO SCALE